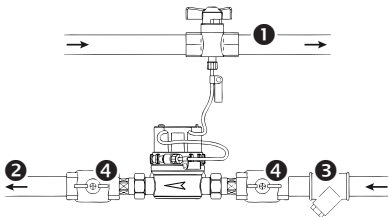
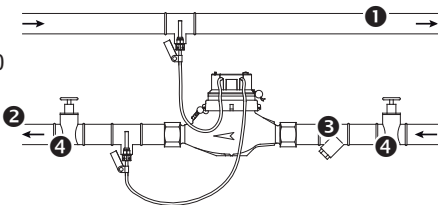


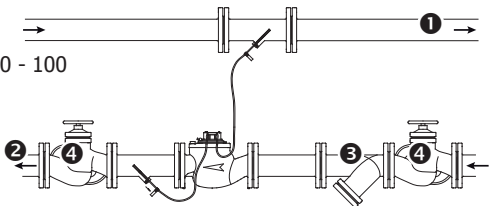
DN 15 - 20



DN 25 - 40



DN 50 - 100



1 | Dönüş hattı

2 | Giriş hattı

3 | Pislik tutucu

4 | Kapama vanası